

MATRIX SELECTION CHART



16 20 26
MM MM MM

SOFT

Calcite
Sandstone
Talc

MEDIUM

Dolomite
Greenstone
Shale

HARD

Diorite
Granite
Basalt

VERY HARD

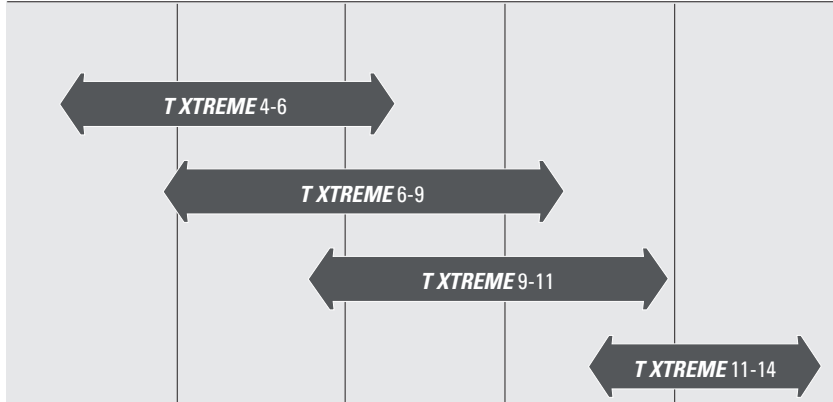
Gneiss
Quartz
Silicified Rock

EXTREMELY HARD

Jasperite
Quartzite
Taconite

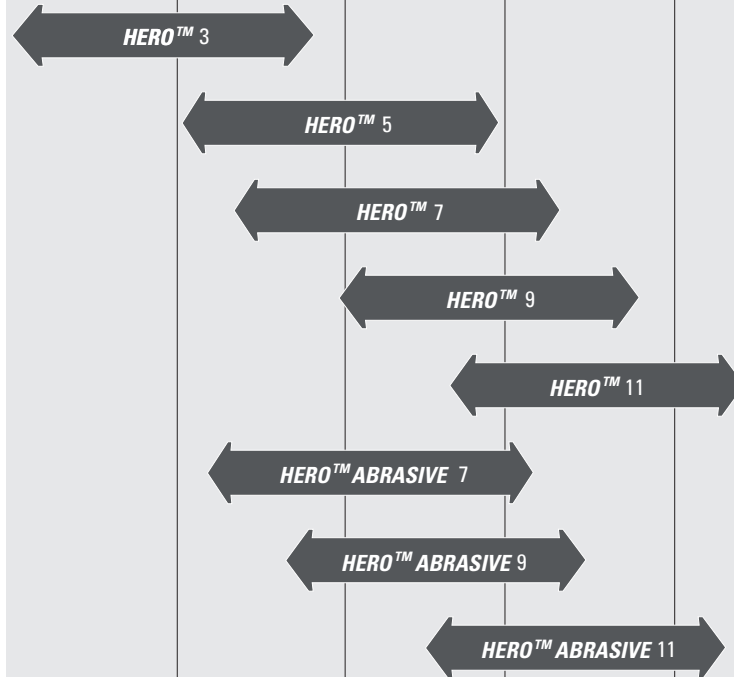


Unsurpassed flexibility
for ground variability

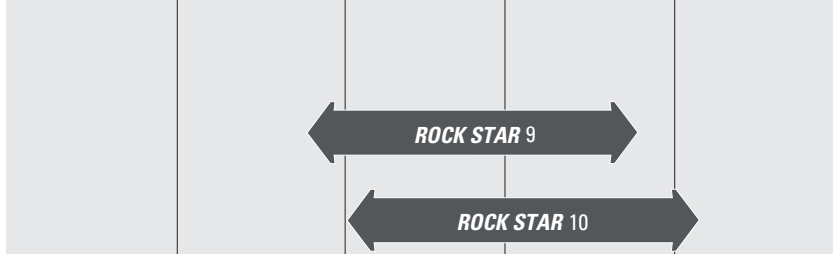


HERO™

Unmatched penetration
to lifespan ratio



Faster penetration for
optimal performance



MOHS
HARDNESS SCALE

3 4 5 6 7 8